

# SystemOne Templates

Progress and plans

May 2017

# Overview

- NHS England H&J CRG agreed a series of national, templates to support key part of the H&J patient pathway
- NELCSU are leading the development and implementation
- Current templates under development:
  - Reception screening (Male and female)
  - In-possession assessment
  - Medicines reconciliation
  - Secondary health screen/assessment- (Male and female)
  - Release planning
  - Point of release or transfer checklist
- All based on NICE and other standards/guidance

# Ratification, roll out and revision

- Templates developed via multidisciplinary stakeholder group + national H&J pharmacy group
- H&J CRG to ratify templates and implementation plan (May 2017) and agree feedback/revision process
- Template will have User Guide
- Training plan- regional events via train the trainer + access to SystemOne support (via CSU/IT leads)
- Providers can begin using the templates as soon as they wish once published
- N.B. Template read codes will form the basis for HJIP monitoring!!

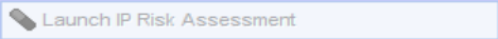
# Reception and second health screen

- Based on NICE prison guidance questions
- Includes questions about current medicines which populate on-admission medicines tab
- Identifies critical medicines for prompt first night prescribing
- Triggers IP assessment if this is where it happens in your pathway
- Asks about PODs
- Let's patient know that formal medicines reconciliation will take place- opportunity to share info about this and continuity of medicines?
- Second screen prompts confirmation of IP and meds rec completion and enables view of outcomes
- Referral option to pharmacy team for both assessments

# In-possession template

Page 1

**IN POSSESSION RISK ASSESSMENT**

 Launch IP Risk Assessment

Click on the button below to print a copy of the In Possession Medication Compact

Button to print Medication Compact / Agreement

IP Risk Assessment Outcome view cannot be shown without a patient

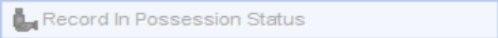
**Scoring System:**


0-9 = Full In Possession

10-19 = Consider Risks and Consider Weekly In Possession with Follow Up and Review

20+ = Not In Possession

Click on the 'Record In Possession Status' button below and select the appropriate option. Using the guide above, please also select when the review of the In Possession Status will be performed.

 Record In Possession Status

Date of next risk assessment review:  

The main part of the template is the assessment questionnaire.

A series of questions then appear. **The local patient medicines compact can be printed via this button.**

The scoring has been set up so that each question has a risk score based on the entry made by the user.

Once you have completed the assessment record the patient's status and add a review date if necessary.

If you select an IP status that is different to the recommended one based on the scoring you will be asked to enter a reason for this in a text box.

You can "pause" the template to access clinical record

# In-possession questions

Are you taking any medicines that have been prescribed for you on prescription or do you take any medicines that you buy yourself?

Before coming here, for example at home:

- a) Did you look after your medicines yourself?
- b) Did you take your medicines yourself?

Do you have any problems understanding how to take your medicines?

Have you a problem with alcohol dependence or using illegal drugs?

- a) Now
- b) In the last 3 months

Have you any of these problems with medicines now had them in the last 6 months?

- a) Being bullied for or have you traded high risk medicines?
- b) Not taking, or remembering to take your medicines as prescribed?
- c) Not being able to collect your medicines yourself?
- d) Not being able to get medicines out of their containers?

In the last 12 months have you:

- a) Self-harmed or attempted suicide?
- b) Overdosed with medicines?

Is the person on an open ACCT Document?

Is the person confused or disorientated?

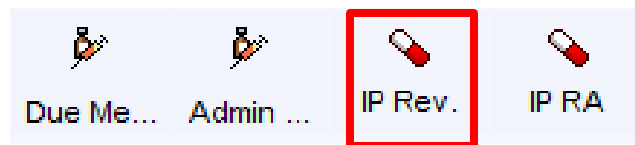
Do any of the following apply to the patient:

- a) Is this their first time in prison?
- b) Has there been a change in their custodial status (e.g. license recall; given a long sentence to serve; on remand or sentenced for a manslaughter or murder charge)
- c) Other recent life changing event?

Has the patient understood and signed IP Compact/Leaflet?

# In-possession review

- Review date can be set as an option- no set timeframe
- Can re-complete whole template or use IP review button:

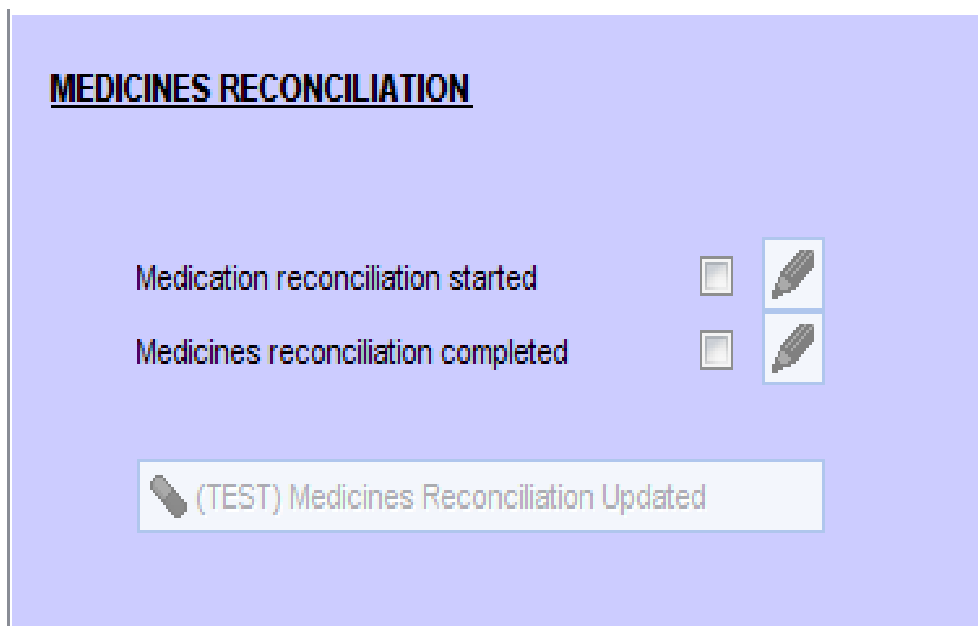
A screenshot of a software dialog box titled 'Record In Possession Status'. The dialog has a purple title bar with a close button (X) on the right. Below the title bar is a yellow warning banner with the text: 'Changing the consultation date will affect all other data entered. To avoid this, cancel and press the 'Next' button'. Below the warning is a form area with a 'Possession interval' field set to '0' day(s). At the bottom of the dialog are three buttons: 'Ok', 'Ok & Another', and 'Cancel'.

HJIPs will measure:

- People admitted in last 30 days who have a full IP assessment recorded (new arrivals)
- Proportion of people who have been resident for > 30 days who have a IP status recorded- including reviews (existing population)

# Meds Reconciliation

- Based on NICE, SPS, and RPS guidance
- Completion in first 72 hours of admission
- Pharmacist, pharmacy tech or nurse led- as per NICE MO guidance!
- Launch window of template shows:





# Meds Reconciliation

The screenshot shows the 'Medicines Reconciliation' interface. At the top, there are three tabs labeled 'Medicines Reconciliation'. Below the tabs is a header section with the title 'MEDICINES RECONCILIATION' and a sub-section 'Sources of Information:'. This section contains several rows of checkboxes and icons, each representing a source of information: '\*Sources of information checked', 'SCR checked', 'Community medical records', 'Prescription by another organisation', 'Community pharmacist', and 'MAR Chart / Transfer Records'. To the right of these are checkboxes and icons for 'Patients own medication', 'Verbal report', and 'Other source of information (specify)'. Below this is a text input field for specifying other sources. Further down, there is a section for '(TEST) Current Medications & Allergies' with a search icon. This is followed by three text input fields: 'Over the counter medication', 'Herbal medicines currently taken', and 'Specialist medication (hospital / high cost)'. The 'Specialist medication' row includes a 'Drug & Appliance Browser...' button. Below these fields is a 'Please record details:' section with a text input field. At the bottom, there is a note: '(Use the drug and appliance browser to ensure accurate recording of medication and dosage)', a 'New Task...' button, and a 'Next Page' link.

Users record one or more sources of information used to inform the reconciliation for the person.



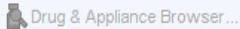
The user also accesses the list of on-admission medicines and allergies via the clinical record.

Over the counter and relevant herbal remedies the person has been taking can be recorded in free text.


Specialist medicines e.g. high cost medicines that are prescribed by a hospital specialist or by the GP under shared care are recorded using the drug browser to find the correct medicine and form.

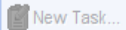
# Meds Reconciliation

Medicines Reconciliation Medicines Reconciliation Medicines Reconciliation


Critical Meds Requiring Immediate Prescription   

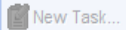
Please record details:




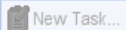
**Please consult local list of critical medicines to support completing this field. Use the drug and appliance browser to ensure accurate recording of medication and dosage.** 

**Send urgent task if critical medicine has not yet been prescribed since admission.**

**^Advice to prescriber - Medication to be changed** 




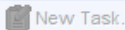
**^Advice to prescriber - Medication to be continued** 





[Previous Page](#) [Next Page](#)

Medicines Reconciliation Medicines Reconciliation Medicines Reconciliation

**^Advice to prescriber - Medication to be stopped** 



**Any further information or comments:** 



**Critical medicines picked up where not actioned on reception**  
**Four outcome boxes for action/referral**

[Previous Page](#)

# Release planning

- Happens up to one month prior to release
- Documents community care providers e.g. GP, pharmacy, substance misuse and specialist care needed to continue
- 4 medicines screens covering:
  - Current medicines and appliances that need continuing-prompts TTO request to prescribers
  - FP10 prompt e.g. for substance misuse medicines
  - Stopped medicines for ones that are a risk if restarted and allergies/other risks
  - Support needed if moving from non-IP
  - Adherence/compliance aids planning
  - Specialist medicines- plan transfer of consultant/continuity of care.

# Point of release/transfer

- Separate screens for 1)transfer, 2)release or 3)court transfer checking that:
- Discharge summary has been provided
- All medicines can be accessed promptly via medicines supply ( 7 days) OR FP10 (2&3 only). Reason prompted if one or more medicines not provided via these two routes.
- This will pick up medicines continuity HJIP codes!!!